



January 2016

The Legalization of Marijuana in Colorado: *The Impact*

Latest Results for Colorado

Youth and Adult Marijuana Use

ROCKY MOUNTAIN HIGH INTENSITY
DRUG TRAFFICKING AREA
www.rmhidta.org

Introduction

- This report on marijuana use in Colorado is an update of the publication *The Legalization of Marijuana in Colorado: The Impact Volume 3*.
- This report is a summary of some of the data from the National Survey on Drug Use and Health (NSDUH), an annual survey sponsored by the Substance Abuse and Mental Health Services Administration (SAMHSA).
- The NSDUH data reported by SAMHSA is an average of two consecutive years.
- Colorado legalized recreational marijuana in 2013 and retail marijuana businesses began operation in 2014.
- The findings are between the two-year average of full legalization (2013/2014) compared to the two-year average just prior to legalization (2011/2012).

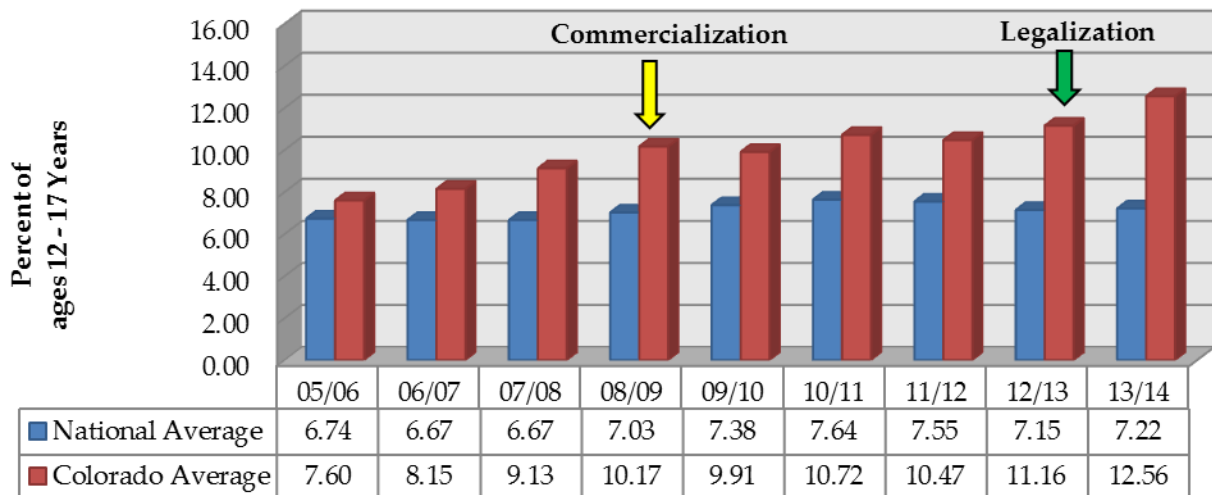
Youth Findings

Past Month (Current) Marijuana Use for Colorado Youth Ages 12 to 17 Years Old:

- In the two year average (2013/2014) since Colorado legalized recreational marijuana, youth past month marijuana use **increased 20 percent** compared to the two year average prior to legalization (2011/2012).
 - Nationally youth past month marijuana use **declined 4 percent** during the same time.
- The latest 2013/2014 results show Colorado youth ranked **#1** in the nation for past month marijuana use, up from **#4** in 2011/2012.
- Colorado youth past month marijuana use for 2013/2014 was **74 percent higher** than the national average compared to **39 percent higher** in 2011/2012.

Youth Data

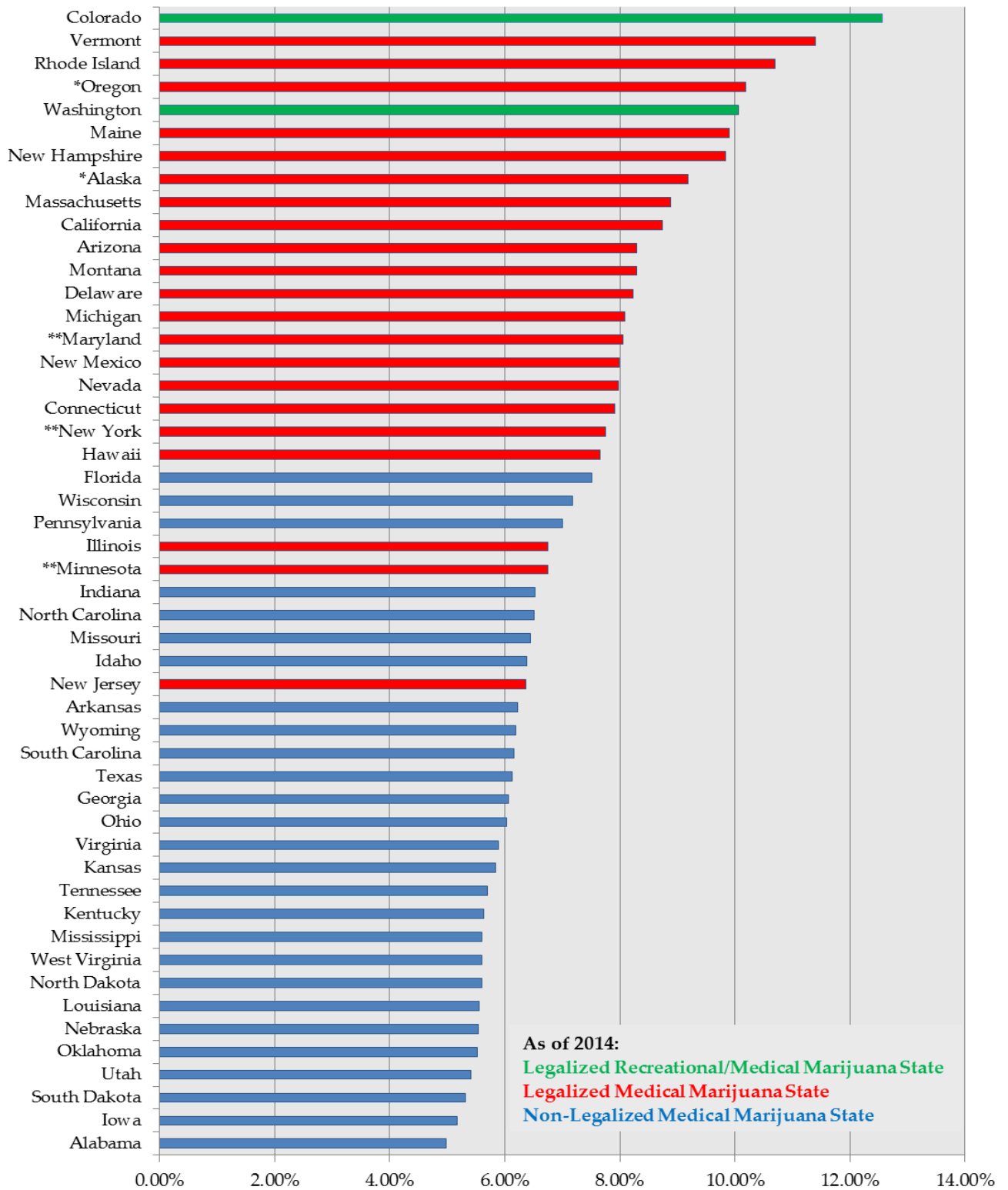
Youth Ages 12 to 17 Years Old Past Month Marijuana Use National vs. Colorado



Annual Averages of Data Collection

SOURCE: SAMHSA.gov, National Survey on Drug Use and Health 2013 and 2014

Past Month Usage by 12 to 17 Years Old, 2013/2014



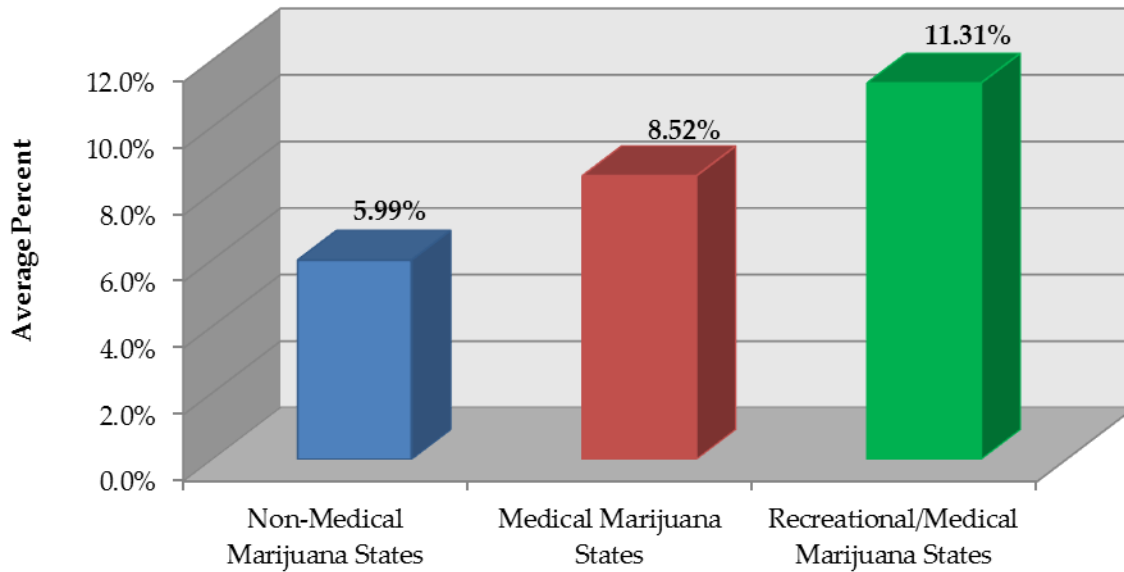
SOURCE: SAMHSA.gov, National Survey on Drug Use and Health 2013 and 2014

NOTE:

*Oregon and Alaska voted to legalize recreational marijuana in November 2014

**States that had legislation for medical marijuana signed into effect during 2014

Average Past Month Use by 12 to 17 Years Old, 2013/2014



SOURCE: SAMHSA.gov, National Survey on Drug Use and Health 2013 and 2014

States for Past Month Marijuana Use Youth Ages 12 to 17 Years Old, 2013/2014

<u>Top 10</u> (Medical/Recreational States)	<u>Bottom 10</u> (Non-Medical or Recreational States)
National Rate = 7.22%	
<ol style="list-style-type: none"> 1. Colorado – 12.56% 2. Vermont – 11.40% 3. Rhode Island – 10.69% 4. Oregon – 10.19% 5. Washington – 10.06% 6. Maine – 9.90% 7. New Hampshire – 9.83% 8. Alaska – 9.19% 9. Massachusetts – 8.88% 10. California – 8.74% 	<ol style="list-style-type: none"> 41. Mississippi – 5.60% 42. West Virginia – 5.60% 43. North Dakota – 5.60% 44. Louisiana – 5.55% 45. Nebraska – 5.54% 46. Oklahoma – 5.52% 47. Utah – 5.42% 48. South Dakota – 5.32% 49. Iowa – 5.17% 50. Alabama – 4.98%

SOURCE: SAMHSA.gov, National Survey on Drug Use and Health 2013 and 2014

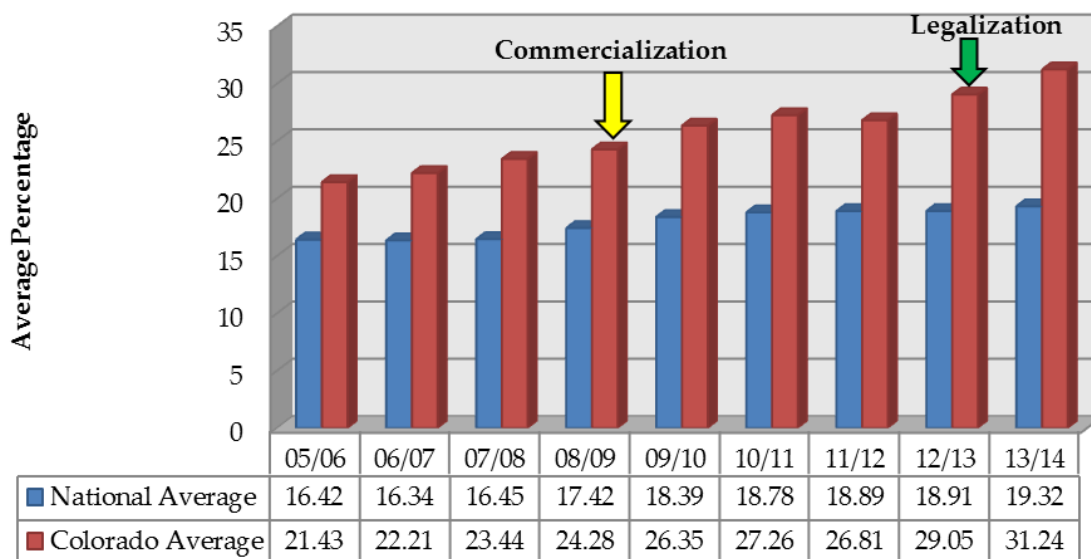
College Age Findings

Past Month (Current) Marijuana Use for Colorado College Age Adults Ages 18 to 25 Years Old:

- In the two year average (2013/2014) since Colorado legalized recreational marijuana, college age past month marijuana use **increased 17 percent** compared to the two year average prior to legalization (2011/2012).
 - Nationally college age past month marijuana use **increased 2 percent** during the same time.
- The latest 2013/2014 results show Colorado college age adults ranked **#1** in the nation for past month marijuana use, up from **#3** in 2011/2012.
- Colorado college age past month marijuana use for 2013/2014 was **62 percent higher** than the national average compared to **42 percent higher** in 2011/2012.

College Age Data

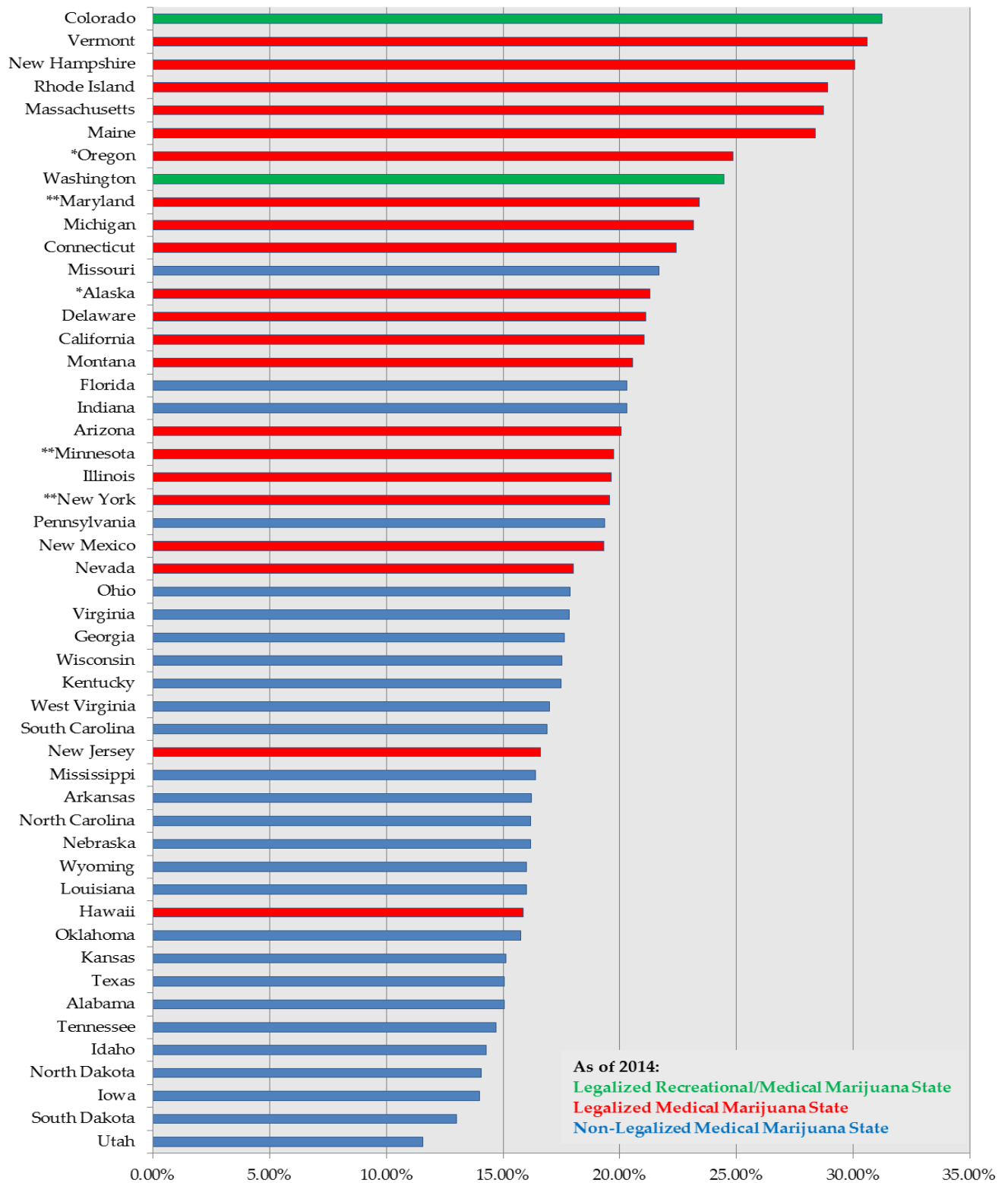
College Age (18 to 25 Years Old) Past Month Marijuana Use



Annual Averages of Data Collection

SOURCE: SAMHSA.gov, National Survey on Drug Use and Health 2013 and 2014

Past Month Usage by 18 to 25 Years Old, 2013/2014



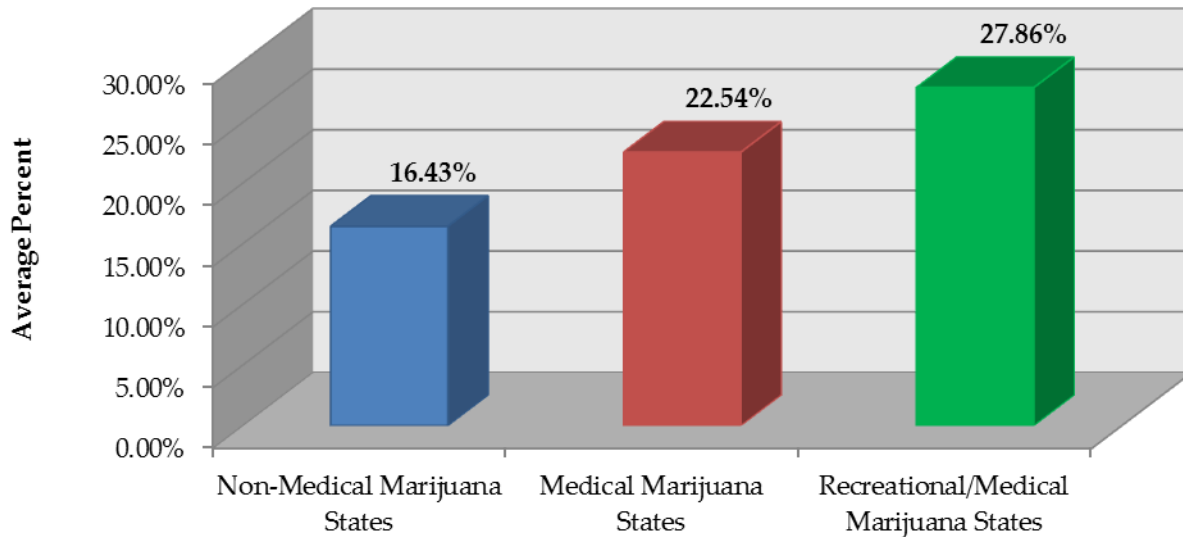
SOURCE: SAMHSA.gov, National Survey on Drug Use and Health 2013 and 2014

NOTE:

*Oregon and Alaska voted to legalize recreational marijuana in November 2014

**States that had legislation for medical marijuana signed into effect during 2014

Average Past Month Use by 18 to 25 Years Old, 2013/2014



SOURCE: SAMHSA.gov, National Survey on Drug Use and Health 2013 and 2014

States for Past Month Marijuana Use College Age Adults 18 to 25 Years Old, 2013/2014

<u>Top 10</u> (Medical/Recreational States)	<u>Bottom 10</u> (Non-Medical or Recreational States)
National Rate = 19.32%	
1. Colorado – 31.24%	41. Oklahoma – 15.76%
2. Vermont – 30.60%	42. Kansas – 15.11%
3. New Hampshire – 30.09%	43. Texas – 15.06%
4. Rhode Island – 28.90%	44. Alabama – 15.04%
5. Massachusetts – 28.74%	45. Tennessee – 14.72%
6. Maine – 28.38%	46. Idaho – 14.28%
7. Oregon – 24.85%	47. North Dakota – 14.05%
8. Washington – 24.47%	48. Iowa – 14.01%
9. Maryland – 23.42%	49. South Dakota – 13.02%
10. Michigan – 23.17%	50. Utah – 11.55%

SOURCE: SAMHSA.gov, National Survey on Drug Use and Health 2013 and 2014

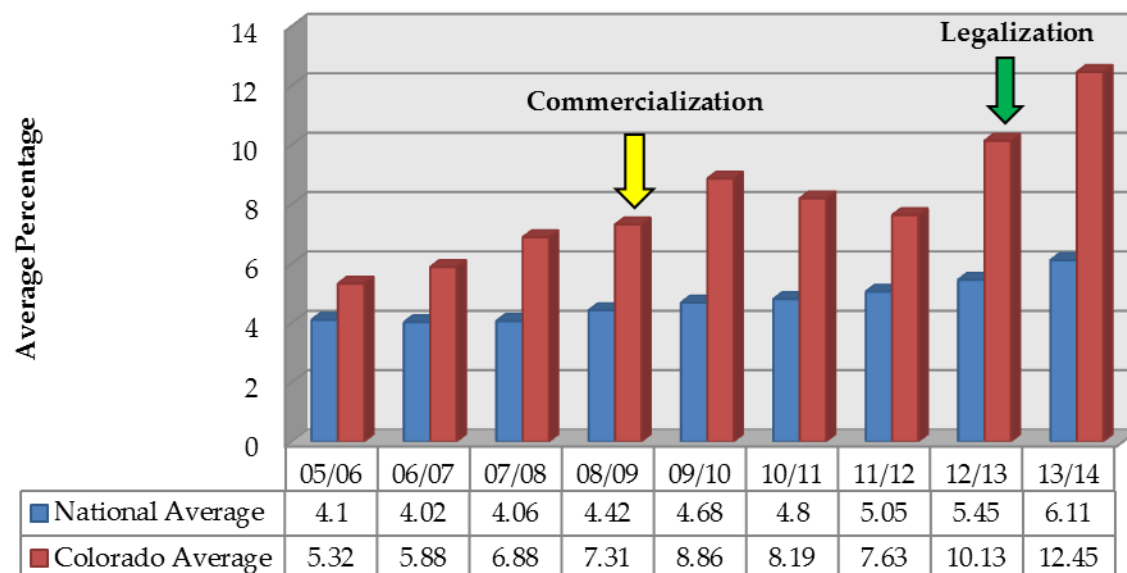
Adult Findings

Past Month (Current) Marijuana Use for Colorado Adults Ages 26+ Years Old:

- In the two year average (2013/2014) since Colorado legalized recreational marijuana, adult past month marijuana use **increased 63 percent** compared to the two year average prior to legalization (2011/2012).
 - Nationally adult past month marijuana use **increased 21 percent** during the same time.
- The latest 2013/2014 results show Colorado adults ranked **#1** in the nation for past month marijuana use, up from **#7** in 2011/2012.
- Colorado adult past month marijuana use for 2013/2014 was **104 percent higher** than the national average compared to **51 percent higher** in 2011/2012.

Adult Data

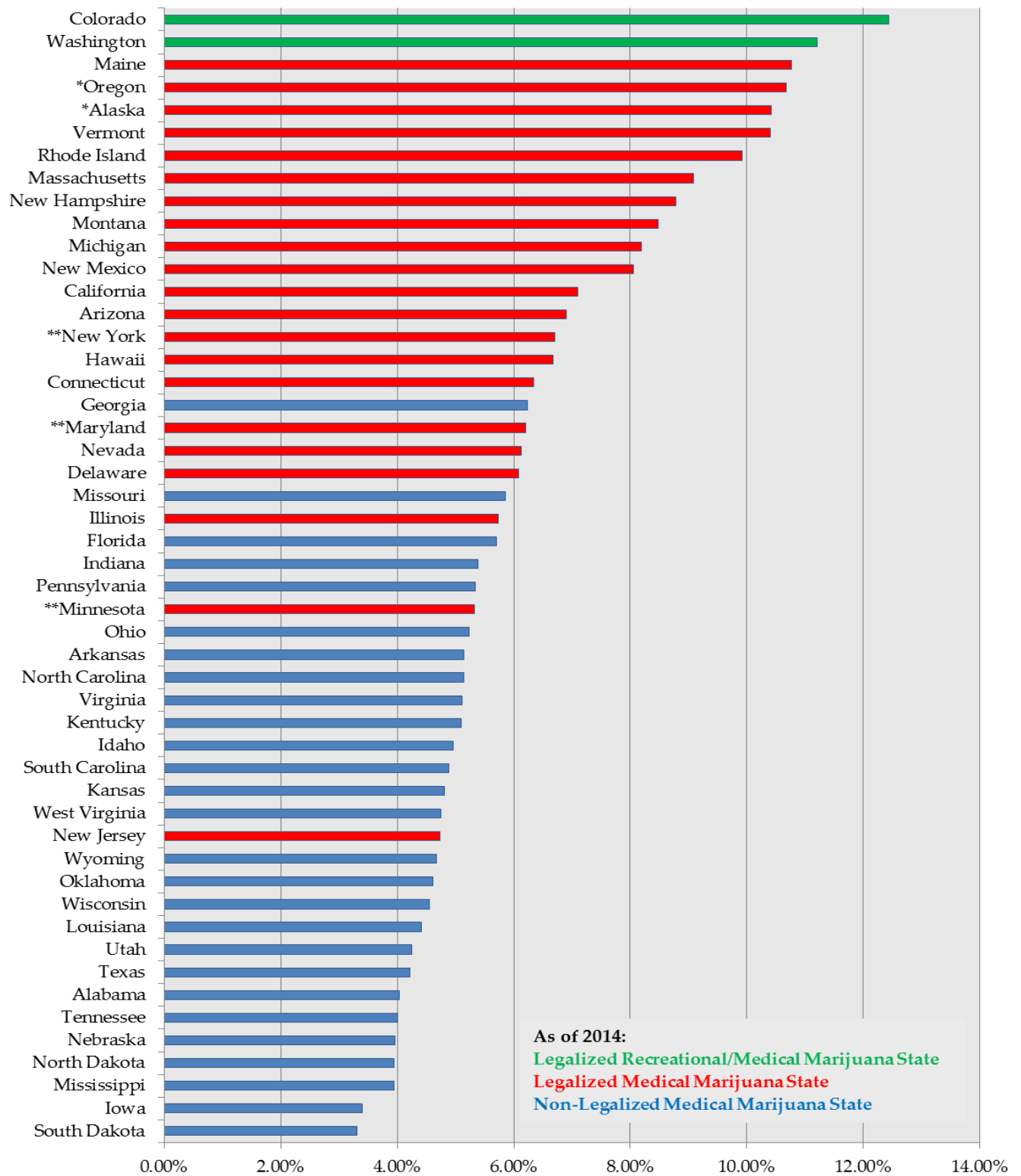
Adult (26+ Years Old) Past Month Marijuana Use



Annual Averages of Data Collection

SOURCE: SAMHSA.gov, National Survey on Drug Use and Health 2013 and 2014

Past Month Usage by 26+ Years Old, 2013/2014



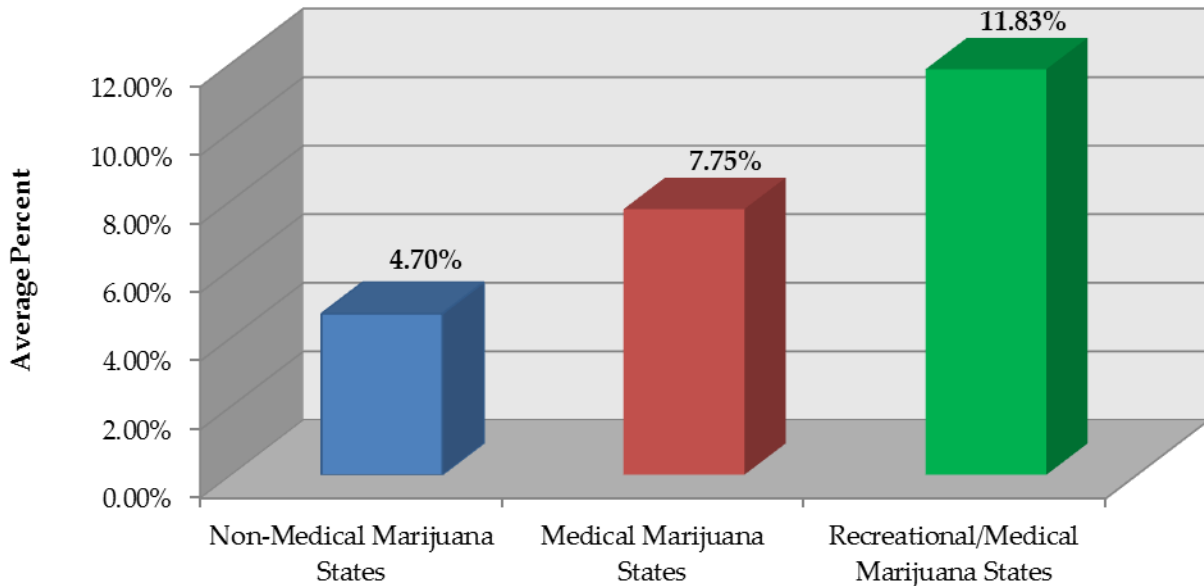
SOURCE: SAMHSA.gov, National Survey on Drug Use and Health 2013 and 2014

NOTE:

*Oregon and Alaska voted to legalize recreational marijuana in November 2014

**States that had legislation for medical marijuana signed into effect during 2014

Average Past Month Use by 26+ Years Old, 2013/2014



SOURCE: SAMHSA.gov, National Survey on Drug Use and Health 2013 and 2014

States for Past Month Marijuana Use Adults Ages 26+ Years Old, 2013/2014

<u>Top 10</u> (Medical/Recreational States)	<u>Bottom 10</u> (Non-Medical or Recreational States)
National Rate = 6.11%	
<ol style="list-style-type: none"> 1. Colorado – 12.45% 2. Washington – 11.21% 3. Maine – 10.77% 4. Oregon – 10.68% 5. Alaska – 10.42% 6. Vermont – 10.42% 7. Rhode Island – 9.92% 8. Massachusetts – 9.08% 9. New Hampshire – 8.78% 10. Montana – 8.49% 	<ol style="list-style-type: none"> 41. Louisiana – 4.42% 42. Utah – 4.25% 43. Texas – 4.21% 44. Alabama – 4.03% 45. Tennessee – 4.01% 46. Nebraska – 3.97% 47. North Dakota – 3.95% 48. Mississippi – 3.95% 49. Iowa – 3.40% 50. South Dakota – 3.30%

SOURCE: SAMHSA.gov, National Survey on Drug Use and Health 2013 and 2014

